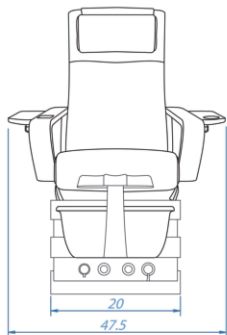


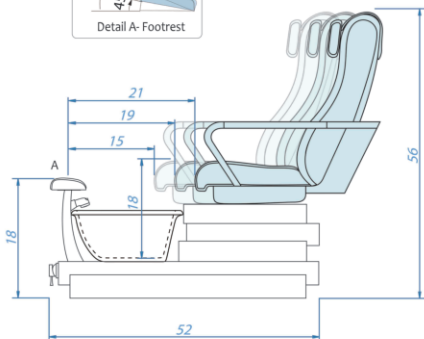
ANS™
GSPA W RG
PEDISPA



Weight: 212 lbs
Capacity of basin: 4.5 U.S. gallon (17.03L)
Weight Capacity: 300lbs

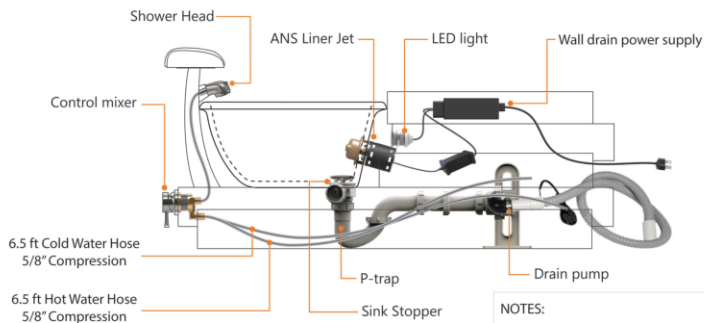


Front view

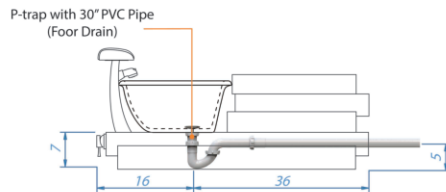


Side view

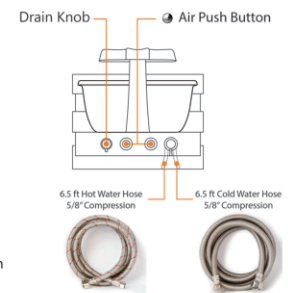
PARTS IDENTIFICATION



NOTES:
POWER SOURCE: 110V AC/15 AMP 60 HZ (GFI PROTECTED)
CONFORMS TO
UL STD 1795 AND UL STD 73
CERTIFIED TO CSA C 22.2 NO. 218.1
AND CAN/CSA C 22.2 NO. 68



Wall Drain: Flex drain pipe extended 2ft from the back of the basin
Floor Drain: Drain pipe & bushing extended 3" from the back of the basin



Wall Drain (Pump)



1-5/16" discharge hose after pump with 1-1/2" bushing
Drain pump - 120V AC, 85W, 60Hz, 1 Amp

Floor Drain



Drain Pipe - 1-1/2" PVC extendable ~5" above floor