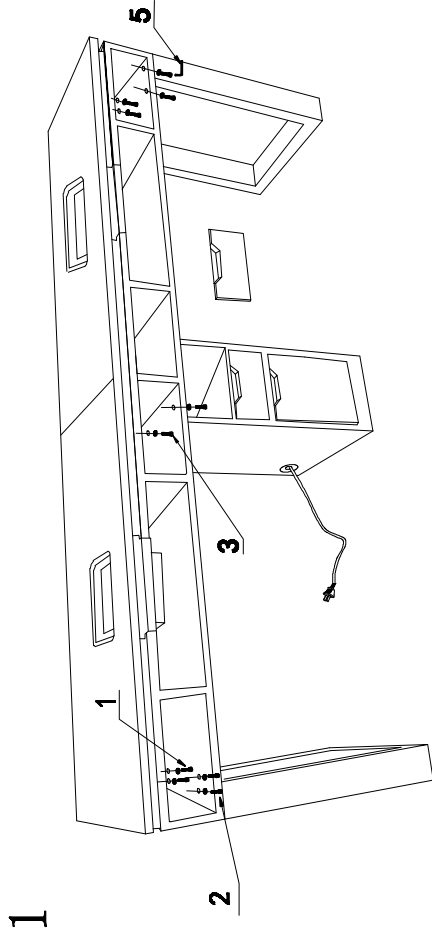


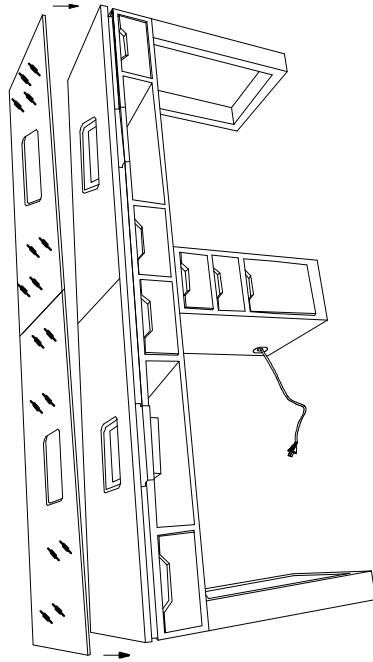

INSTRUCTIONS

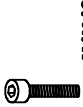




Valentino Lux Double Table

Read through the instructions before installation and use. Please make sure that all parts are removed from the box before discarding the box.



1



1	 M6X40 Screws-6pcs	3	 Washers-10pcs	4	 Sticker-12pcs	5	 French-1pc
2	 M6X60 Screws-4pcs						

