



BROWN

- Easy to assemble – AVAILABLE IN 5 COLORS.
- Place Chair Back onto 2 Locator Posts and Install 1 - 8mm Bolt & tighten.
- Front of Chair pulls OUT to reveal a hidden cavity for a Portable Foot bath Unit.
 - Portable Foot Bath Unit (with 10 liners) is included (see page 5).
 - Packages of 100 Liners are sold separately.
- Chair comes in One (1) Shipping Box – weight: about 95 pounds assembled.



**K5056 Pedicure Spa
Dimensions**


Headrest Pillow
19" wide by 5" diameter

Seat Cushion
19.5" wide by 19" deep
4" thick

Back Cushion
19" wide by 19" tall
(without the Headrest)

Armrests
Inside to Inside = 19.5"
Outside to Outside = 32"

Chair Bottom
26" square
(Flared Out Armrests
are Not Included)



**K5056
4-Wheel Stool
Wheels Recessed**

11" wide

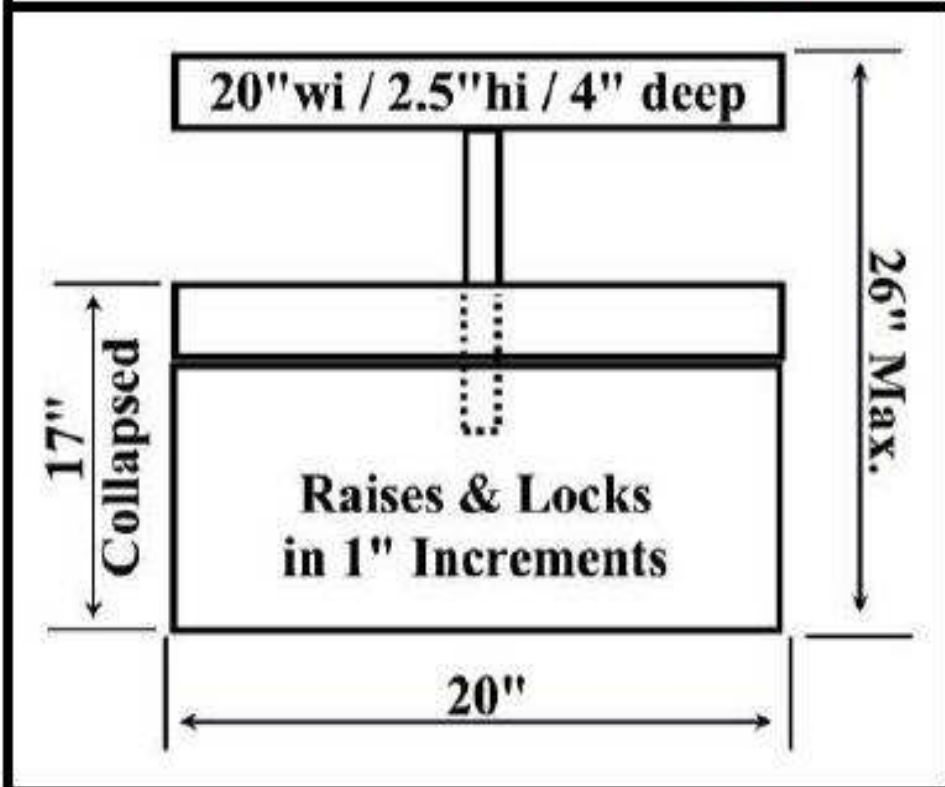
13" high


**Black Stool
Pictured**

**Weight Capacity
250 pounds**

17" long







See the Diagram on page 4 showing the front dimensions of the Footbath Trolley.

This unit comes with the "Footsie Bath" shown above and 10 Liners (see pg.6). This unit will fit other Name Brand Portable Pedicure Tubs, Hydro-Therapy Foot Massagers, Heated Jet Spa Foot Baths or Bubble Foot Spas – as long as they fit the K5056 Cavity. Foot bath power cords will pass under chair and out the back side.

Dimensions:

17.5" wide

19.5" long

14" high



Liner Carrier

- Ultra Sonic Therapeutic Vibration
- Variable Heat Settings
- Power cord is 7 feet long and retracts into the body of the spa for storage.

1. Place the liner in the liner carrier
2. Fill the liner with warm water
3. Place the liner carrier into the spa
4. When done dispose of the liner

NOTE: The liner carrier eliminates the need to carry the entire footbath from the sink to the pedicure station and back – it fits easily under most standard faucets.